

Shepley Bulfinch Richardson & Abbott
 Architecture / Planning / Interiors / Est. 1874
 2 Seaport Lane, Boston, Massachusetts 02210
 T: 617 423 1700 F: 617 451 2420
 www.ShepleyBulfinch.com

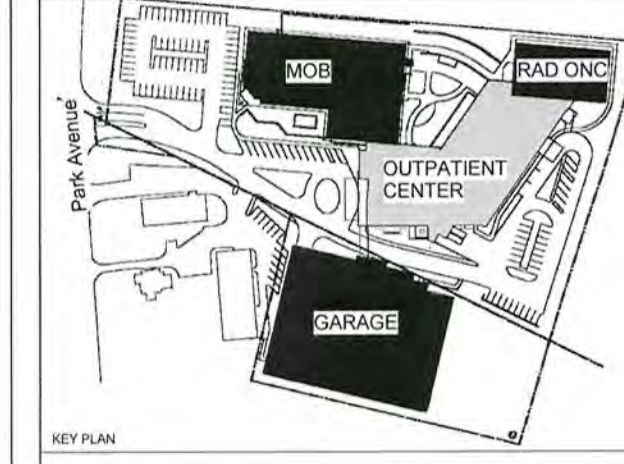
Spiegel Zamecnik & Shah Inc.
 54 Wall Street
 New Haven, CT 06511
 STRUCTURAL ENGINEER
 Bard, Rao + Athanas
 311 Arsenal Street
 Watertown, MA 02472
 M.E.P. ENGINEER

Tighe & Bond
 1000 Bridgeport Avenue, Floor 3
 Shelton, CT 06484
 CIVIL ENGINEER
 Towers | Golke
 85 Willow Street
 New Haven, CT 06511
 LANDSCAPE ARCHITECT

R.W. Sullivan
 529 Main Street, Suite 203
 Boston, MA 02129
 CODE & REGULATORY

EQUIPMENT PLANS FOR REFERENCE ONLY

NO.	DATE	DESCRIPTION	REVISION



BRIDGEPORT HOSPITAL

OWNER
**PARK AVENUE CAMPUS
 OUTPATIENT CENTER**
 5520 Park Avenue
 Trumbull, CT 06611

EQUIPMENT PLAN GARDEN LEVEL WEST

DRAWING TITLE



PROJECT NO. 4512.001
 SCALE 1/8" = 1'-0"
 DATE JULY 12, 2013

JOB NUMBER 4512.001
 DRAWN Author
 CHECKED
 Checker

CONSTRUCTION DOCUMENTS
**AQ100
 WEST**



THE ORIGINAL OF THIS DRAWING IS 30" X 42". IF THIS COPY IS ANY OTHER SIZE, IT HAS EITHER BEEN REDUCED OR ENLARGED. TAKE APPROPRIATE PRECAUTIONS ACCORDINGLY.

BR-1
 BR-2
 BR-3
 PARK AVENUE CAMPUS OUTPATIENT CENTER

7/12/2013 11:54:27 AM
 © 2013 Reed Smith LLP
 1000 Bridgeport Avenue, Floor 3
 Shelton, CT 06484

Shepley Bulfinch Richardson & Abbott
 Architecture / Planning / Interiors / Est. 1874
 2 Seaport Lane, Boston, Massachusetts 02210
 T: 617.423.1700 F: 617.451.2420
 www.ShepleyBulfinch.com

Spiegel Zamecnik & Shah Inc.
 54 Wall Street
 New Haven, CT 06511
 STRUCTURAL ENGINEER

Bard, Rao + Athanas
 311 Arsenal Street
 Watertown, MA 02472
 M.E.P. ENGINEER

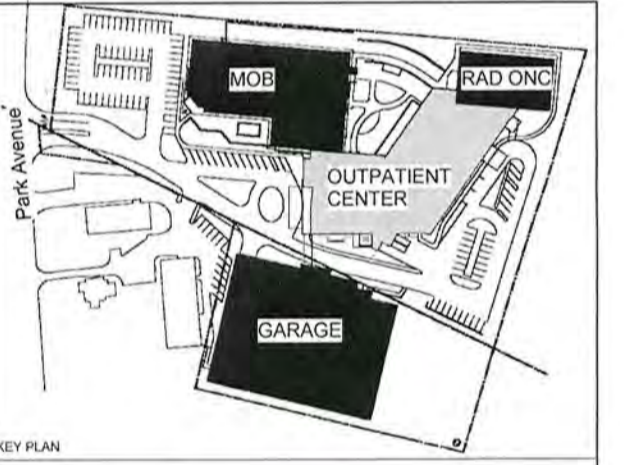
Tighe & Bond
 1000 Bridgeport Avenue, Floor 3
 Shelton, CT 06484
 CIVIL ENGINEER

Towers | Golde
 95 Willow Street
 New Haven, CT 06511
 LANDSCAPE ARCHITECT

R.W. Sullivan
 529 Main Street, Suite 203
 Boston, MA 02129
 CODE & REGULATORY

EQUIPMENT PLANS FOR REFERENCE ONLY

NO.	DATE	DESCRIPTION	REVISION



BRIDGEPORT HOSPITAL

OWNER

**PARK AVENUE CAMPUS
 OUTPATIENT CENTER**

PROJECT
 5520 Park Avenue
 Trumbull, CT 06611

**EQUIPMENT PLAN GARDEN
 LEVEL EAST**

DRAWING TITLE

SCALE	1/8" = 1'-0"	PROJECT NORTH	
JOB NUMBER	4512.001	DATE	JULY 12, 2013
DRAWN	Author	CHECKED	Checker

CONSTRUCTION DOCUMENTS

**AQ100
 EAST**

DRAWING NUMBER



THE ORIGINAL OF THIS DRAWING IS 30" X 42". IF THIS COPY IS ANY OTHER SIZE, IT HAS EITHER BEEN REDUCED OR ENLARGED. TAKE APPROPRIATE PRECAUTIONS ACCORDINGLY.

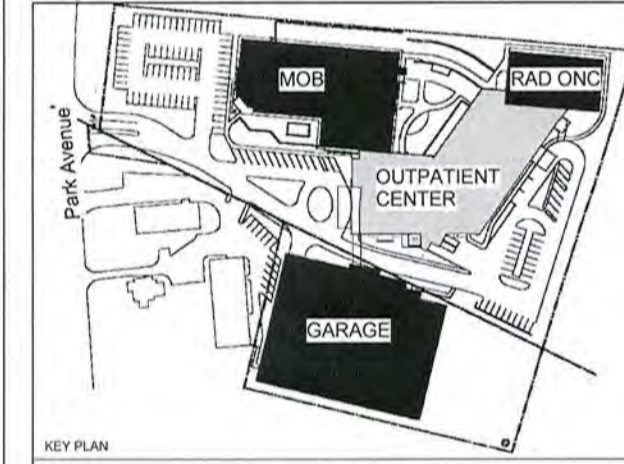
PARK AVENUE CAMPUS OUTPATIENT CENTER
 SHEPLEY BULFINCH ARCHITECTS

Shepley Bulfinch Richardson & Abbott
Architecture / Planning / Interiors / Est. 1874
2 Seaport Lane, Boston, Massachusetts 02210
T: 617.423.1700 F: 617.451.2420
www.ShepleyBulfinch.com

Spiegel Zamecnik & Shah Inc.
54 Wall Street
New Haven, CT 06511
STRUCTURAL ENGINEER
Bard, Rao + Althaus
311 Arsenal Street
Watertown, MA 02472
M.E.P. ENGINEER
Tighe & Bond
1000 Bridgeport Avenue, Floor 3
Shelton, CT 06484
CIVIL ENGINEER
Towers | Golde
85 Willow Street
New Haven, CT 06511
LANDSCAPE ARCHITECT
R.W. Sullivan
529 Main Street, Suite 203
Boston, MA 02129
CODE REGULATORY

EQUIPMENT PLANS FOR REFERENCE ONLY

NO.	DATE	DESCRIPTION	REVISION



BRIDGEPORT HOSPITAL

OWNER
PARK AVENUE CAMPUS OUTPATIENT CENTER
5520 Park Avenue
Trumbull, CT 06611

EQUIPMENT PLAN LEVEL 1 WEST

DRAWING TITLE

PROJECT NORTH

SCALE: 1/8" = 1'-0" DATE: JULY 12, 2013

JOB NUMBER: 4512.001

DRAWN: Author CHECKED: Checker

CONSTRUCTION DOCUMENTS

AQ101 WEST

DRAWING NUMBER



THE ORIGINAL OF THIS DRAWING IS 30" X 42". IF THIS COPY IS ANY OTHER SIZE, IT HAS EITHER BEEN REDUCED OR ENLARGED. TAKE APPROPRIATE PRECAUTIONS ACCORDINGLY.

7/20/13 11:55:51 AM
© 2013 Reed Loring Bridgeport Hospital Outpatient Center
PARK AVENUE CAMPUS OUTPATIENT CENTER

Shepley Bulfinch Richardson & Abbott
Architecture / Planning / Interiors / Est. 1874
2 Seaport Lane, Boston, Massachusetts 02210
T:617.423.1700 F:617.451.2420
www.ShepleyBulfinch.com

Spiegel Zamecnik & Shah Inc.
54 Wall Street
New Haven, CT 06511
STRUCTURAL ENGINEER

Bard, Rao + Athanas
311 Arsenal Street
Watertown, MA 02472
A/E/P ENGINEER

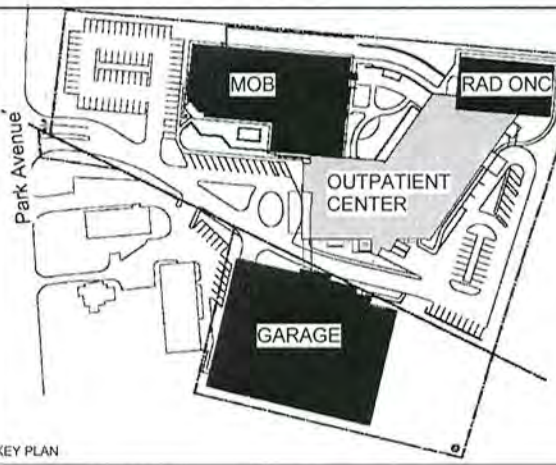
Tighe & Bond
1000 Bridgeport Avenue, Floor 3
Shelton, CT 06484
CIVIL ENGINEER

Towers | Golde
85 Willow Street
New Haven, CT 06511
LANDSCAPE ARCHITECT

R.W. Sullivan
529 Main Street, Suite 203
Boston, MA 02129
CODE & REGULATORY

EQUIPMENT PLANS FOR REFERENCE ONLY

NO.	DATE	DESCRIPTION
		REVISION



BRIDGEPORT HOSPITAL

OWNER

PARK AVENUE CAMPUS
OUTPATIENT CENTER

PROJECT
5520 Park Avenue
Trumbull, CT 06611

EQUIPMENT PLAN LEVEL 1
EAST

DRAWING TITLE

SCALE	1/8" = 1'-0"	PROJECT NORTH	
DATE	JULY 12, 2013	JOB NUMBER	4512.001
DRAWN	Author	CHECKED	Checker

CONSTRUCTION DOCUMENTS

AQ101
EAST

DRAWING NUMBER



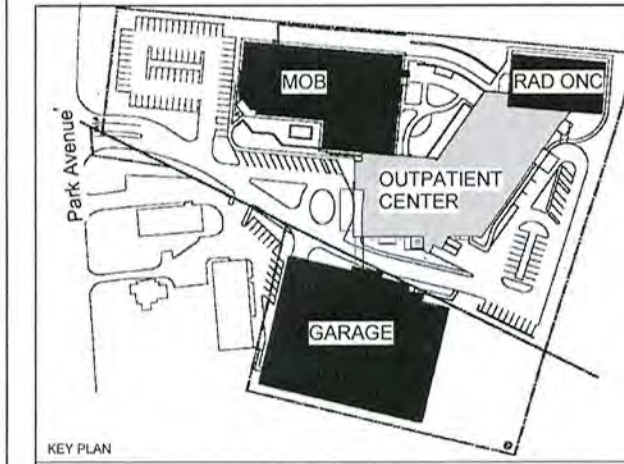
7/12/2013 11:58 AM
 © 2013 Shepley Bulfinch Richardson & Abbott, Inc. All rights reserved.

Shepley Bulfinch Richardson & Abbott
Architecture / Planning / Interiors / Est. 1874
2 Seaport Lane, Boston, Massachusetts 02210
T: 617.423.1700 F: 617.451.2420
www.ShepleyBulfinch.com

Spiegel Zamecnik & Shah Inc.
54 Wall Street
New Haven, CT 06511
STRUCTURAL ENGINEER
Bard, Rap + Albanas
311 Arsenal Street
Watertown, MA 02472
M.E.P. ENGINEER
Tighe & Bond
1000 Bridgeport Avenue, Floor 3
Shelton, CT 06484
CIVIL ENGINEER
Towers | Golse
85 Willow Street
New Haven, CT 06511
LANDSCAPE ARCHITECT
R.W. Sullivan
529 Main Street, Suite 203
Boston, MA 02129
CODE & REGULATORY

EQUIPMENT PLANS FOR REFERENCE ONLY

NO.	DATE	DESCRIPTION	REVISION



BRIDGEPORT HOSPITAL

PARK AVENUE CAMPUS
OUTPATIENT CENTER
5520 Park Avenue
Trumbull, CT 06611

EQUIPMENT PLAN LEVEL 3 WEST

DRAWING TITLE

PROJECT NORTH

SCALE: 1/8" = 1'-0" DATE: JULY 12, 2013

JOB NUMBER: 4512.001

DRAWN: Author CHECKED: Checker

CONSTRUCTION DOCUMENTS

AQ103 WEST

DRAWING NUMBER



7/12/2013 11:46:18 AM
© 2013 Shepley Bulfinch Richardson & Abbott
PARK AVENUE CAMPUS OUTPATIENT CENTER

Shepley Bulfinch Richardson & Abbott
 Architecture / Planning / Interiors / Est. 1874
 2 Seaport Lane, Boston, Massachusetts 02210
 T: 617.423.1700 F: 617.451.2420
 www.ShepleyBulfinch.com

Spiegel Zamecnik & Shah Inc.
 54 Wall Street
 New Haven, CT 06511
 STRUCTURAL ENGINEER
 Bard, Rao + Athanas
 311 Arsenal Street
 Watertown, MA 02472
 M.E.P. ENGINEERS

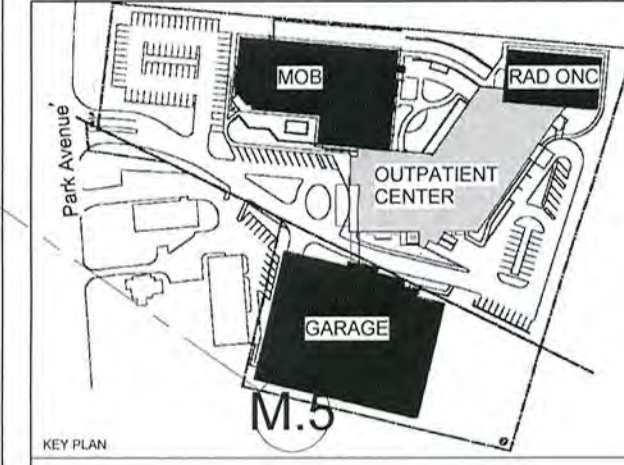
Tighe & Bond
 1000 Bridgeport Avenue, Floor 3
 Shelton, CT 06484
 CIVIL ENGINEERS

Towers | Golse
 85 Willow Street
 New Haven, CT 06511
 LANDSCAPE ARCHITECT

R.W. Sullivan
 529 Main Street, Suite 203
 Boston, MA 02129
 CODE REGULATORY

**EQUIPMENT PLANS FOR
 REFERENCE ONLY**

NO.	DATE	DESCRIPTION	REVISION



BRIDGEPORT HOSPITAL

OWNER
**PARK AVENUE CAMPUS
 OUTPATIENT CENTER**
 PROJECT
 5520 Park Avenue
 Trumbull, CT 06611

**EQUIPMENT PLAN LEVEL 3
 EAST**

DRAWING TITLE	PROJECT NORTH
SCALE: 1/8" = 1'-0"	DATE: JULY 12, 2013
JOB NUMBER: 4512.001	CHECKED: []
DRAWN: Author	CHECKED: Checker

CONSTRUCTION DOCUMENTS

**AQ103
 EAST**



Shepley Bulfinch Richardson & Abbott
Architecture / Planning / Interiors / Est. 1874
2 Seaport Lane, Boston, Massachusetts 02210
T: 617.423.1700 F: 617.451.2420
www.ShepleyBulfinch.com

Spiegel Zamecnik & Shah Inc.

54 Wall Street
New Haven, CT 06511
STRUCTURE ENGINEER

Bard, Rao + Athanas

311 Arsenal Street
Watertown, MA 02472
M.E.P. ENGINEER

Tighe & Bond

1000 Bridgeport Avenue, Floor 3
Shelton, CT 06484
CIVIL ENGINEER

Towers | Golde

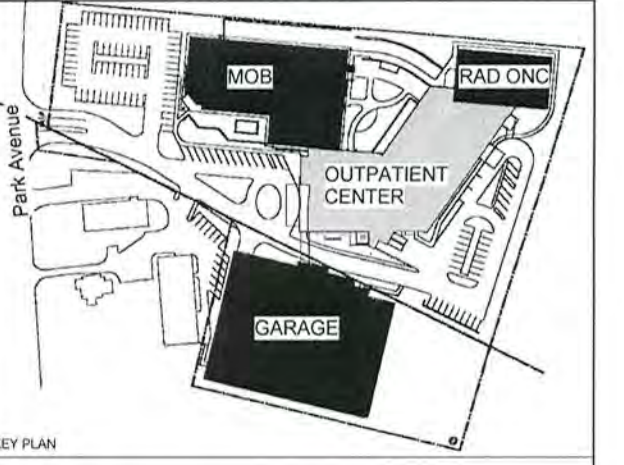
85 Willow Street
New Haven, CT 06511
LANDSCAPE ARCHITECT

R.W. Sullivan

529 Main Street, Suite 203
Boston, MA 02129
CODES REGULATORY

- NOTES:
1. ALL CEILINGS TO BE @ 9'-0" AFF ACT.1, UNO.
 2. CEILINGS ON GARDEN LEVEL TO BE @ 8'-0" AFF ACT.1, UNO.
 3. CENTER TILE AND/OR GRID AS SHOWN, UNO.
 4. WHERE SPRINKLER HEADS OCCUR IN ACT. CENTER IN TILE, REFER TO FIRE PROTECTION DRAWINGS.
 5. MINIMUM CUT TILE SIZE AT THE PERIMETER SHALL NOT BE LESS THAN 6" EXCEPT AT CURVED GEOMETRY.
 6. PROVIDE MOISTURE RESISTANT GYPSUM BOARD AT CEILING THROUGHOUT ROOMS WITH SHOWERS.
 7. REFER TO ELECTRICAL DRAWINGS FOR FIXTURE TYPES.
 8. ALL GWB SOFFITS TO BE @ 7'-2", UNO.
 9. AT ROOMS WHERE SHADE POCKETS INDICATED, SHADES EXTEND ALONG FULL LENGTH OF WALL.
 10. SEE EXTERIOR DETAILS SERIES A500'S FOR SHADE POCKET DETAILS.
- AREA OF 2HR SHAFT WALL CEILING: SEE MEP DWGS

NO.	DATE	DESCRIPTION	REVISION
1	16 AUG 2013	ADDENDUM 2	



BRIDGEPORT HOSPITAL

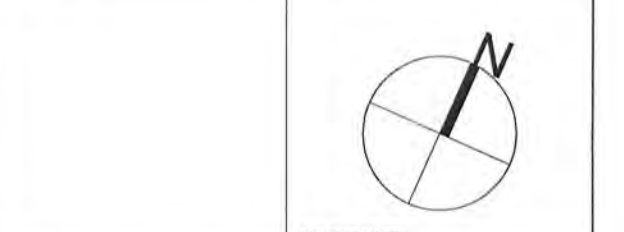
OWNER

PARK AVENUE CAMPUS OUTPATIENT CENTER

PROJECT
5520 Park Avenue
Trumbull, CT 06611

GARDEN LEVEL RCP

DRAWING TITLE



SCALE	As indicated	DATE	JULY 16, 2013
JOB NUMBER	4512.001		
DRAWN	Author	CHECKED	Checker

CONSTRUCTION DOCUMENTS

A200 WEST

DRAWING NUMBER



PARK AVENUE CAMPUS OUTPATIENT CENTER

THE ORIGINAL OF THIS DRAWING IS 30" X 42". IF THIS COPY IS ANY OTHER SIZE, IT HAS EITHER BEEN REDUCED OR ENLARGED. TAKE APPROPRIATE PRECAUTIONS ACCORDINGLY.

Shepley Bulfinch Richardson & Abbott
 Architecture / Planning / Interiors / Est. 1874
 2 Seaport Lane, Boston, Massachusetts 02210
 T: 617 423 1700 F: 617 451 2420
 www.ShepleyBulfinch.com

Spiegel Zamecnik & Shah Inc.
 54 Wall Street
 New Haven, CT 06511
 STRUCTURAL ENGINEER

Bard, Rao + Athanas
 311 Arsenal Street
 Watertown, MA 02472
 MEP ENGINEER

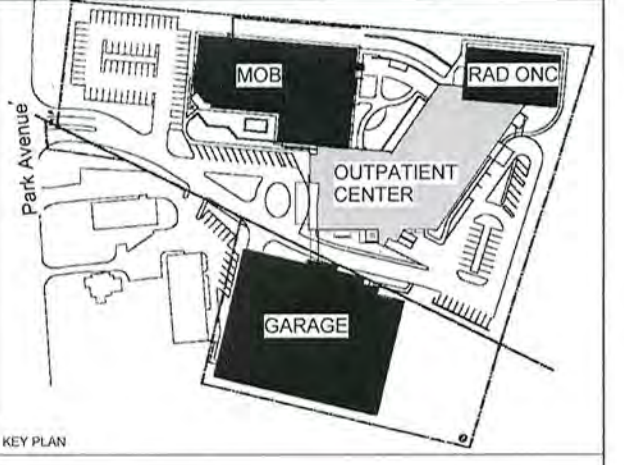
Tighe & Bond
 1000 Bridgeport Avenue, Floor 3
 Shelton, CT 06484
 CIVIL ENGINEER

Towers | Golde
 85 Willow Street
 New Haven, CT 06511
 LANDSCAPE ARCHITECT

R.W. Sullivan
 529 Main Street, Suite 203
 Boston, MA 02129
 CODE & REGULATORY

- NOTES:
- ALL CEILINGS TO BE @ 9'-0" AFF ACT.1 UNO.
 - CEILINGS ON GARDEN LEVEL TO BE @ 8'-0" AFF ACT.1 UNO.
 - CENTER TILE AND/OR GRID AS SHOWN, UNO.
 - WHERE SPRINKLER HEADS OCCUR IN ACT, CENTER IN TILE. REFER TO FIRE PROTECTION DRAWINGS.
 - MINIMUM CUT TILE SIZE AT THE PERIMETER SHALL NOT BE LESS THAN 6" EXCEPT AT CURVED GEOMETRY.
 - PROVIDE MOISTURE RESISTANT GYPSUM BOARD AT CEILING THROUGHOUT ROOMS WITH SHOWERS.
 - REFER TO ELECTRICAL DRAWINGS FOR FIXTURE TYPES.
 - ALL GWB SOFFITS TO BE @ 7'-2", UNO.
 - AT ROOMS WHERE SHADE POCKETS INDICATED, SHADES EXTEND ALONG FULL LENGTH OF WALL.
 - SEE EXTERIOR DETAILS SERIES A500'S FOR SHADE POCKET DETAILS.
- AREA OF 2HR SHAFT WALL CEILING; SEE MEP DWGS

NO	DATE	DESCRIPTION
1	16 AUG 2013	ADDENDUM 2
2		



BRIDGEPORT HOSPITAL

OWNER

**PARK AVENUE CAMPUS
 OUTPATIENT CENTER**

PROJECT

5520 Park Avenue
 Trumbull, CT 06611

GARDEN LEVEL RCP

SCALE	As indicated	PROJECT NORTH	DATE	JULY 16, 2013
JOHN NUMBER	4512.001			
DRAWN	Author	CHECKED	Checker	
CONSTRUCTION DOCUMENTS				

A200 EAST

DRAWING NUMBER



*Art Lighting Locations
 Wall Washers*

Shepley Bulfinch Richardson & Abbott
Architecture / Planning / Interiors / Est. 1874
2 Seaport Lane, Boston, Massachusetts 02210
T: 617.423.1700 F: 617.451.2420
www.shepleybulfinch.com

Spiegel Zamecnik & Shah Inc.

54 Wall Street
New Haven, CT 06511
STRUCTURAL ENGINEER

Bard, Rao + Albanas
311 Arsenal Street
Watertown, MA 02472
M.E.P. ENGINEER

Tighe & Bond
1000 Bridgeport Avenue, Floor 3
Shelton, CT 06484
CONS. ENGINEER

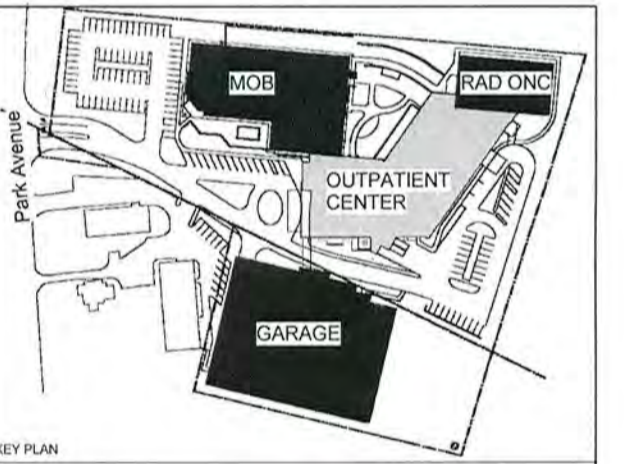
Towers | Golde
85 Willow Street
New Haven, CT 06511
LANDSCAPE ARCHITECT

R.W. Sullivan
529 Main Street, Suite 203
Boston, MA 02129
CODE & REGULATORY

- NOTES:
1. ALL CEILINGS TO BE @ 9'-0" AFF ACT-1, UNO.
 2. CEILINGS ON GARDEN LEVEL TO BE @ 8'-0" AFF ACT-1, UNO.
 3. CENTER TILE AND/OR GRID AS SHOWN, UNO.
 4. WHERE SPRINKLER HEADS OCCUR IN ACT, CENTER IN TILE. REFER TO FIRE PROTECTION DRAWINGS.
 5. MINIMUM OUT TILE SIZE AT THE PERIMETER SHALL NOT BE LESS THAN 6" EXCEPT AT CURVED GEOMETRY.
 6. PROVIDE MOISTURE RESISTANT GYPSUM BOARD AT CEILING THROUGHOUT ROOMS WITH SHOWERS.
 7. REFER TO ELECTRICAL DRAWINGS FOR FIXTURE TYPES.
 8. ALL GWB SOFFITS TO BE @ 7'-2", UNO.
 9. AT ROOMS WHERE SHADE POCKETS INDICATED, SHADES EXTEND ALONG FULL LENGTH OF WALL.
 10. SEE EXTERIOR DETAILS SERIES A500'S FOR SHADE POCKET DETAILS.

AREA OF 2HR SHAFT WALL CEILING; SEE MEP DWGS

NO.	DATE	DESCRIPTION	REVISION
1	16 AUG 2013	ADDENDUM 2	



BRIDGEPORT HOSPITAL

OWNER

**PARK AVENUE CAMPUS
OUTPATIENT CENTER**
5520 Park Avenue
Trumbull, CT 06611

PROJECT

LEVEL 1 RCP

DRAWING TITLE



SCALE: As indicated
DATE: JULY 16, 2013

JOB NUMBER: 4512.001

DRAWN: Author
CHECKED: Checker

CONSTRUCTION DOCUMENTS

A201 WEST

DRAWING NUMBER



Shepley Bulfinch Richardson & Abbott
 Architecture / Planning / Interiors / Est. 1874
 2 Seaport Lane, Boston, Massachusetts 02210
 T: 617.423.1700 F: 617.451.2420
 www.shepleybulfinch.com

Spiegel Zamecnik & Shah Inc.

54 Wall Street
 New Haven, CT 06511
 STRUCTURAL ENGINEER

Bard, Rao + Athanas
 311 Arsenal Street
 Watertown, MA 02472
 MECHANICAL ENGINEER

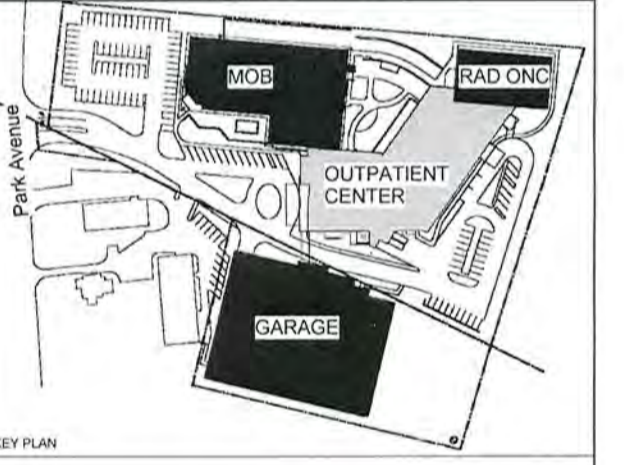
Tighe & Bond
 1000 Bridgeport Avenue, Floor 3
 Shelton, CT 06484
 CIVIL ENGINEER

Towers | Golde
 85 Willow Street
 New Haven, CT 06511
 LANDSCAPE ARCHITECT

R.W. Sullivan
 529 Main Street, Suite 203
 Boston, MA 02129
 CODES & REGULATORY

- NOTES:
1. ALL CEILINGS TO BE @ 9'-0" AFF ACT. 1, UNO.
 2. CEILINGS ON GARDEN LEVEL TO BE @ 8'-0" AFF ACT. 1, UNO.
 3. CENTER TILE AND/OR GRID AS SHOWN, UNO.
 4. WHERE SPRINKLER HEADS OCCUR IN ACT, CENTER IN TILE. REFER TO FIRE PROTECTION DRAWINGS.
 5. MINIMUM CUT TILE SIZE AT THE PERIMETER SHALL NOT BE LESS THAN 6" EXCEPT AT CURVED GEOMETRY.
 6. PROVIDE MOISTURE RESISTANT GYPSUM BOARD AT CEILING THROUGHOUT ROOMS WITH SHOWERS.
 7. REFER TO ELECTRICAL DRAWINGS FOR FIXTURE TYPES.
 8. ALL GWB SOFFITS TO BE @ 7'-2", UNO.
 9. AT ROOMS WHERE SHADE POCKETS INDICATED, SHADES EXTEND ALONG FULL LENGTH OF WALL.
 10. SEE EXTERIOR DETAILS SERIES A500'S FOR SHADE POCKET DETAILS.

NO.	DATE	DESCRIPTION	REVISION
1	16 AUG 2013	ADDENDUM 2	



BRIDGEPORT HOSPITAL

OWNER
**PARK AVENUE CAMPUS
 OUTPATIENT CENTER**
 5520 Park Avenue
 Trumbull, CT 06611

LEVEL 1 RCP

SCALE	As indicated	DATE	JULY 16, 2013
JOB NUMBER	4512.001		
DRAWN	Author	CHECKED	Checker
CONSTRUCTION DOCUMENTS			

A201 EAST

DRAWING NUMBER



4/16/2013 4:55:18 PM
 C:\Users\jacob\Documents\Bridgport\A201_East_Level_1_RCP.dwg

Shepley Bulfinch Richardson & Abbott
 Architecture / Planning / Interiors / Est. 1874
 2 Seaport Lane, Boston, Massachusetts 02210
 T: 617.423.1700 F: 617.451.2420
 www.ShepleyBulfinch.com

Spiegel Zamecnik & Shah Inc.
 54 Wall Street
 New Haven, CT 06511
 STRUCTURAL ENGINEER

Bard, Rao + Athanas
 311 Arsenal Street
 Watertown, MA 02472
 M.E.P. ENGINEER

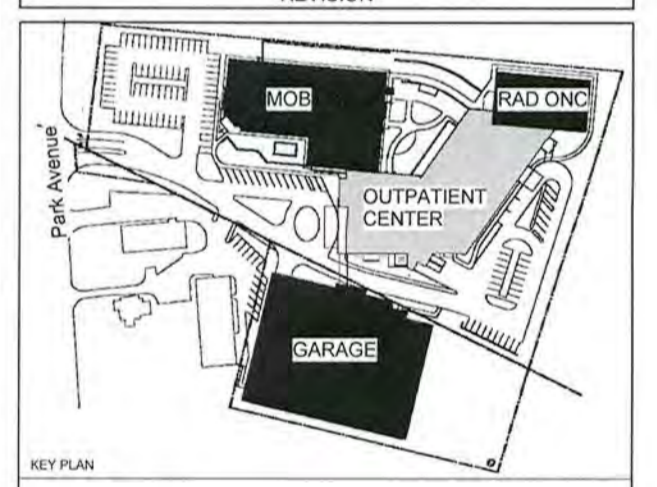
Tighe & Bond
 1000 Bridgeport Avenue, Floor 3
 Shelton, CT 06484
 CIVIL ENGINEER

Towers | Golde
 85 Willow Street
 New Haven, CT 06511
 LANDSCAPE ARCHITECT

R.W. Sullivan
 529 Main Street, Suite 203
 Boston, MA 02129
 CODE & REGULATORY

- NOTES:
1. ALL CEILINGS TO BE @ 9'-0" AFF ACT. 1, UNO.
 2. CEILINGS ON GARDEN LEVEL TO BE @ 8'-0" AFF ACT. 1, UNO.
 3. CENTER TILE AND/OR GRID AS SHOWN, UNO.
 4. WHERE SPRINKLER HEADS OCCUR IN ACT. CENTER IN TILE, REFER TO FIRE PROTECTION DRAWINGS.
 5. MINIMUM CUT TILE SIZE AT THE PERIMETER SHALL NOT BE LESS THAN 6" EXCEPT AT CURVED GEOMETRY.
 6. PROVIDE MOISTURE RESISTANT GYPSUM BOARD AT CEILING THROUGHOUT ROOMS WITH SHOWERS.
 7. REFER TO ELECTRICAL DRAWINGS FOR FIXTURE TYPES.
 8. ALL GWB SOFFITS TO BE @ 7'-2", UNO.
 9. AT ROOMS WHERE SHADE POCKETS INDICATED, SHADES EXTEND ALONG FULL LENGTH OF WALL.
 10. SEE EXTERIOR DETAILS SERIES A500'S FOR SHADE POCKET DETAILS.

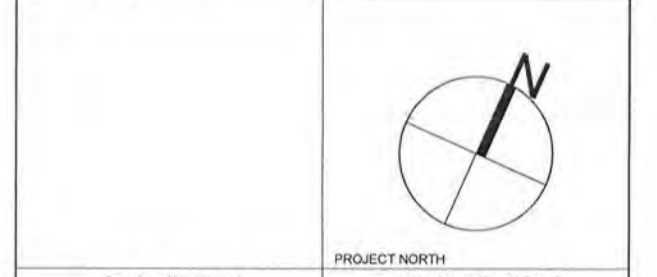
NO.	DATE	DESCRIPTION	REVISION
1	16 AUG 2013	ADDENDUM 2	



BRIDGEPORT HOSPITAL

OWNER
**PARK AVENUE CAMPUS
 OUTPATIENT CENTER**
 5520 Park Avenue
 Trumbull, CT 06611

PROJECT
LEVEL 3 RCP



SCALE: As indicated
 PROJECT NORTH: JULY 16, 2013
 JOB NUMBER: 4512.001
 DRAWN: Author
 CHECKED: Checker

CONSTRUCTION DOCUMENTS
A203 WEST
 DRAWING NUMBER

Shepley Bulfinch



PARK AVENUE CAMPUS OUTPATIENT CENTER

THE ORIGINAL OF THIS DRAWING IS 30" X 42". IF THIS COPY IS ANY OTHER SIZE, IT HAS EITHER BEEN REDUCED OR ENLARGED. TAKE APPROPRIATE PRECAUTIONS ACCORDINGLY.

Shepley Bulfinch Richardson & Abbott
 Architecture / Planning / Interiors / Est. 1874
 2 Seaport Lane, Boston, Massachusetts 02210
 T: 617.423.1700 F: 617.451.2420
 www.ShepleyBulfinch.com

Spiegel Zamecnik & Shah Inc.
 54 Wall Street
 New Haven, CT 06511
 STRUCTURAL ENGINEER

Bard, Rao + Athanas
 311 Arsenal Street
 Watertown, MA 02472
 MEP ENGINEER

Tighe & Bond
 1000 Bridgeport Avenue, Floor 3
 Shelton, CT 06484
 CIVIL ENGINEER

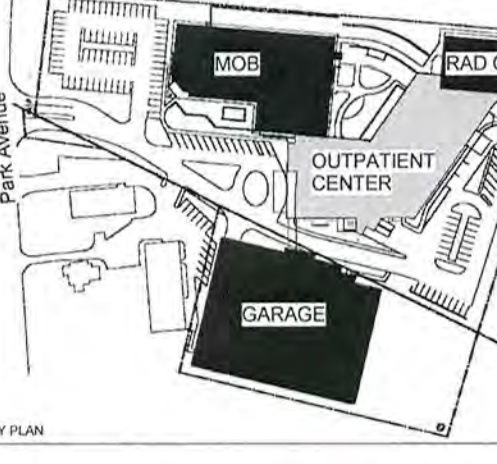
Towers | Golde
 85 Willow Street
 New Haven, CT 06511
 LANDSCAPE ARCHITECT

R.W. Sullivan
 529 Main Street, Suite 203
 Boston, MA 02129
 CODE & REGULATORY

- NOTES:
1. ALL CEILINGS TO BE @ 9'-0" AFF ACT.1, UNO.
 2. CEILINGS ON GARDEN LEVEL TO BE @ 8'-0" AFF ACT.1, UNO.
 3. CENTER TILE AND/OR GRID AS SHOWN, UNO.
 4. WHERE SPRINKLER HEADS OCCUR IN ACT, CENTER IN TILE. REFER TO FIRE PROTECTION DRAWINGS.
 5. MINIMUM CUT TILE SIZE AT THE PERIMETER SHALL NOT BE LESS THAN 6" EXCEPT AT CURVED GEOMETRY.
 6. PROVIDE MOISTURE RESISTANT GYPSUM BOARD AT CEILING THROUGHOUT ROOMS WITH SHOWERS.
 7. REFER TO ELECTRICAL DRAWINGS FOR FIXTURE TYPES.
 8. ALL GWB SOFFITS TO BE @ 7'-2", U.N.O.
 9. AT ROOMS WHERE SHADE POCKETS INDICATED, SHADES EXTEND ALONG FULL LENGTH OF WALL.
 10. SEE EXTERIOR DETAILS SERIES A500'S FOR SHADE POCKET DETAILS.

AREA OF 2HR SHAFT WALL CEILING; SEE MEP DWGS

NO.	DATE	DESCRIPTION	REVISION
1	16 AUG 2013	ADDENDUM 2	



BRIDGEPORT HOSPITAL

OWNER:
**PARK AVENUE CAMPUS
 OUTPATIENT CENTER**
 5520 Park Avenue
 Trumbull, CT 06611

LEVEL 3 RCP

SCALE: As indicated	PROJECT NORTH:
DATE: JULY 16, 2013	
JOB NUMBER: 4512.001	
DRAWN: Author	CHECKED: Checker

CONSTRUCTION DOCUMENTS

A203 EAST

DRAWING NUMBER



Art Lighting Locations